

ORDINANCE NO. 22-01

**AN ORDINANCE OF THE MORAGA-ORINDA FIRE DISTRICT
OF CONTRA COSTA COUNTY REVISING A SCHEDULE OF FEES
FOR DISTRICT SERVICES**

The Board of Directors of the Moraga-Orinda Fire District of Contra Costa County (“District”) ordains as follows:

SECTION 1. Authorization and Purpose.

This ordinance and the fees for District Services established herein is adopted pursuant to the provisions of Fire Protection Law of 1987 (Health and Safety Code sections 13800 et seq., the “Act”). Specifically, as authorized under Health and Safety Code section 13916, the District hereby establishes and adopts the schedule of fees, established for the purpose of recovering for the District the cost of providing services and enforcing regulations.

The provisions of this ordinance and schedule of fees are consistent with, and authorized by, the provisions of Health and Safety Code section 13916 and other laws pertaining to fee schedules. Except as otherwise indicated, the definitions of the Act are incorporated herein, and this ordinance shall be interpreted in a manner consistent with the Act.

SECTION 2. Fee Schedule

The fees established and adopted by this ordinance are attached hereto as “Exhibit A” entitled District Fee Schedule.

SECTION 3. Public Notice of Intent to Establish Fee Schedule

Pursuant to the provisions of Health and Safety Code section 13916(b), the District gave public notice pursuant to Section 6066 of the Government Code, of its intent to establish and impose the fees contained in the Fee Schedule attached as Exhibit “A”.

SECTION 4. Findings Regarding Costs of Services

The District Board finds that it must charge fees to cover the costs of (a) services which the District provides or (b) enforcement of any regulation for which the District has responsibility.

The District Board finds that no fee included in the District Fee Schedule exceeds the costs reasonably incurred by the District in providing the service or enforcing the regulation for which the fee is charged in accordance with Health and Safety Code section 13916(a).

The District Board finds that, consistent with the provisions of Health and Safety Code section 13916(a), the District Fee Schedule does not include fees on new construction or development for the construction of public improvements or facilities or the acquisition of equipment.

SECTION 5. Repeal

The following Ordinance previously adopted by the Board of Directors is hereby repealed:
Ordinance #13-02 Moraga-Orinda Fire District of Contra Costa County Revising a Schedule of Fees for District Services.

SECTION 6. Effective Date

This Ordinance and the Fee Schedule shall become effective on March 19, 2022, and within fifteen (15) days of passage, shall be published once with the names of the Directors voting for and against it, in the Contra Costa Times, a newspaper of general circulation in this District. Passed and Adopted on February 16, 2022 by the following Vote:

AYES: DIRECTORS BAITX, DANZIGER, JEX, JORGENS, AND DONNER

NOES: NONE

ABSENT: NONE

ABSTAIN: NONE

Michael Donner

Michael Donner (Feb 22, 2022 16:06 PST)

Michael Donner, President
Board of Directors

I certify that this is a full, true, and correct copy of the original document which is on file in my office that was passed and adopted by the Moraga-Orinda Fire District on the date shown.

ATTEST:

Marcja Holbrook

Marcja Holbrook
District Secretary/District Clerk

MORAGA-ORINDA FIRE DISTRICT FEE SCHEDULE

Effective March 19, 2022

EXHIBIT A

Fee No.	Fee Description	Unit	2021	2022
INSPECTION - SINGULAR PERMITTED ACTIVITIES				
T1	Special Events, Tents and Booths,			
T1.1	Tents between 400 and 5000 ft ² in size, and canopies in excess of 400 s.f.	per permit	\$351	\$364
T1.2	Tents greater than 5000 ft ² in size	per permit	\$438	\$455
T1.3	For use greater than 180 days reinspection is required	per permit	\$170	\$176
T2	Holiday tree lots	per permit	\$114	\$118
T3	Model rockets	per permit	\$114	\$118
T1.4	Additional tent inspections		\$114	\$118
SE1	Street Fairs, Carnivals, and Special Events/ Plan Review and Inspection	per permit (1)	\$355	\$368
E1	Explosives - any kind	per permit (3)	\$411	\$427
FW	Fireworks			
FW1.1	Fireworks Aerial	per permit (3)	\$821	\$852
FW1.2	Set Piece / Theatrical	per permit (3)	\$547	\$568
HM1	Hazardous Materials	per permit (3)	\$547	\$568
BP1	Burn Permit - Recreational- Open Flame	per permit	\$168	\$174
SP	Singular Permits - Other/ Inspection			
SP1.1	Change of Occupancy	per permit	\$335	\$347
SP1.2	Install/Maintain Acid Battery Systems > CFC Table 1206.2	per permit	\$342	\$355
SP1.3	Miscellaneous Permit (otherwise not listed above)	per permit	\$264	\$274
INSPECTION	Annual Operating Permits/ Inspection Required			
API	LPG Dispense	per permit	\$395	\$410
AP2	Welding or Hot Works	per permit	\$395	\$410
AP3	Spraying Flammable Finishes	per permit	\$395	\$410
AP4	Compressed Gas / Cryogenics	per permit		
AP4.1	Inert		\$395	\$410
AP4.2	Flammable		\$395	\$410
AP4.3	Cryogenics Portable Tanks		\$395	\$410
AP4.4	Cryogenics Portable Tanks Fixed System		\$395	\$410
AP5	Flammable / Combustible Liquids	per permit		
AP5.1	Flammable Liquid Storage Cabinet		\$395	\$410
AP5.2	Flammable Liquid Storeroom		\$395	\$410
AP5.3	Aboveground Storage Outside		\$411	\$427
AP5.4	Underground Storage Tank		\$411	\$427
AP6	Engine Repair Facilities	per permit		
AP6.1	1 - 4 Bays		\$395	\$410
AP6.2	5 - 8 Bays		\$395	\$410
AP6.3	9 + Bays		\$395	\$410
AP7	Group A Places Of Public Assembly	per permit		
AP7.1	Occupancy Load 50-100		\$328	\$340
AP7.2	Occupancy Load 101-200		\$395	\$410
AP7.3	Occupancy Load 201-299		\$524	\$544
AP7.4	Occupancy Load 300 +		\$524	\$544
AP8	Group E Occupancies- Schools (Permit includes first and second inspection)	per permit		
AP8.1	Private Schools			
AP8.1.1	E-2 Occupant Load ≤ 150		\$439	\$455

Ordinance 22-01/Exhibit A

First Reading: January 19, 2022

Second Reading/Adopted: February 16, 2022

MORAGA-ORINDA FIRE DISTRICT FEE SCHEDULE

EXHIBIT A

Effective March 19, 2022

Fee No.	Fee Description	Unit	2021	2022
AP8.1.2	E-1 Occupant Load > 150		\$547	\$568
AP8.3	Public Schools			
AP8.3.1	E-2 Occupant Load ≤ 150			\$455 (new)
AP8.3.2	E-1 Occupant Load > 150			\$568 (new)
AP9	Group I Institutional (I-2.1, I-4)	per permit		
AP9.1	Occupant Load 7-20		\$524	\$544
AP9.2	Occupant Load 21-99		\$592	\$615
AP9.3	Occupant Load 100 -249		\$592	\$615
AP9.4	Occupant Load 300 +		\$592	\$615
AP10	Group R-2 Occupancies Apartments	per permit		
AP10.1	Base Fee		\$158	\$164
AP10.1.1	3-12 units, per unit		\$158	\$164
AP10.1.2	13-30 units, per unit		\$3	\$3
AP10.1.3	31+ units, per unit		\$4	\$4
AP10A	Group R-2 Assisted Living Facilities			
AP10A.1	Base Fee		\$395	\$410
AP10A.1.2	per unit		\$4	\$4
AP11	Group R-3.1 Daycare-Residential	per permit		
AP11.1	R 3.1 Residential Day Care Occupant, Load 6 or Fewer			
AP12	Group R-4 Adult & Residential Care Facilities	per permit		
AP12.1	R 4 Adult Residential Day Care (Non-Medical), Client Load 7+, max of 6 non-ambulatory		\$459	\$476
AP12.2	Licensed Facilities (includes R-2.1,R-4)			
AP12.3	Occupant Load < 6		\$459	\$476
AP12.4	Occupant Load > 6		\$459	\$476
AP12.5	850 Form Fire Clearance Inspection		\$231	\$239
AP13	Group R-4 Day Care Facilities-Commercial	Per permit		
AP13.1	Occupant Load ≤ 50		\$438	\$454
AP13.2	Occupant Load > 50		\$491	\$510
AP14	Annual Operational Permits - Other			
AP14.1	Combustible Materials Storage	per permit	\$459	\$476
AP14.4	High Pile Stock/Rack Systems	per permit	\$524	\$544
PLAN REVIEW				
PR1	Site Access Review: Preliminary Plan Review, Consulting, and Meetings			
PR1.1	Pre-project review	per project (3)	\$547	\$568
PR1.2	Design Review			
PR1.2.1	Residential	per project	\$327	\$339
PR2.1.2	Commercial	per project	\$547	\$568
PR1.3	Residential Addition/Remodel	per project	\$327	\$339
PR3	Site / Water/ Access Review	per project	\$439	\$455
PR4	Cell Tower / Antenna/ Land Use Review/ Solar	per project	\$395	\$410
PR5	Street Numbering / Address Review	per project	\$204	\$212
PR6	Residential and Building Construction - New Building			
PR6.1	Plan Review			
PR6.1.1	0 - 5,000 s.f.	per project	\$524	\$544
PR6.1.2	Greater than 5,000 s.f.	hourly	\$131	\$136
PR6.2	Inspection			
PR6.2.1	0 - 5,000 s.f.	per inspection	\$395	\$410
PR6.2.2	Greater than 5,000 s.f.	hourly	\$131	\$136

Ordinance 22-01/Exhibit A

First Reading: January 19, 2022

Second Reading/Adopted: February 16, 2022

MORAGA-ORINDA FIRE DISTRICT FEE SCHEDULE

EXHIBIT A

Effective March 19, 2022

Fee No.	Fee Description	Unit	2021	2022
PR7	Building Construction - Tenant Improvement			
PR7.1	Plan Review			
PR7.1.1	0 - 5,000 s.f.	per project	\$657	\$682
PR7.2.2	Greater than 5,000 s.f. (per hour with \$100 deposit)	hourly	\$131	\$136
PR7.3	Inspection			
PR7.3.1	0 - 5,000 s.f.	per inspection	\$524	\$544
PR7.3.2	Greater than 5,000 s.f.	hourly	\$131	\$136
PR8	Fire Alarm and Communication System			
PR8.1	Plan Review/	per project		
PR8.1.1	First 25 Devices		\$524	\$544
PR8.1.2	each additional 25 devices, or portion thereof		\$197	\$205
PR8.2	Inspection Fire Alarm	per inspection		
PR8.2.1	First 25 Devices		\$395	\$410
PR8.2.2	each additional 25 devices, or portion thereof		\$197	\$205
PR8.3	Emergency responder radio communication (ERRCS) system Plan Review	per project	\$149	\$155
PR8.4	Inspection ERRCS	per inspection	\$105	\$109
PR8.5	Elevator Communication System Plan Review	per project	\$149	\$155
PR8.6	Inspection Elevator Communication System	per inspection	\$105	\$109
PR9	Fire Protection Systems - Residential - New or Modify			
PR9.1	Plan Review	per project		
PR9.1.1	First 25 Heads		\$395	\$410
PR9.1.2	each additional 25 heads, or portion thereof		\$197	\$205
PR9.2	Inspections (Rough and Final)	per inspection		
PR9.2.1	First 25 Heads		\$395	\$410
PR9.2.2	each additional 25 heads, or portion thereof		\$197	\$205
PR10	Fire Protection Systems - Commercial New			
PR10.1	Plan Review	per project		
PR10.1.1	First 25 Heads		\$524	\$544
PR10.1.2	each additional 25 heads, or portion thereof		\$197	\$205
PR10.2.2	Inspection	per inspection		
PR10.2.2.1	First 25 Heads		\$524	\$544
PR10.2.2.2	each additional 25 heads, or portion thereof		\$197	\$205
PR10.2.2.3	Per additional Riser	per riser	\$131	\$136
PR11	Fire Protection Systems - Commercial - Tenant Improvement			
PR11.1	Plan Review	per project		
PR11.1.2	First 25 Heads		\$524	\$544
PR11.1.3	each additional 25 heads, or portion thereof		\$197	\$205
PR11.2	Inspection	per inspection		
PR11.2.1	First 25 Heads		\$439	\$455
PR11.2.2	each additional 25 heads, or portion thereof		\$197	\$205
PR12	Fire Protection Systems - Miscellaneous/ Plan Review and Inspection			
PR12.1	Additional Overhead Hydro Test	per test	\$524	\$544
PR12.2	Spray Booths Including Fire Protection System (New Install)	per permit	\$459	\$476
PR12.3	Fire Pumps & Related Equipment - Install or Modify (Non-Residential Applications)	per permit	\$459	\$476
PR12.4	Standpipe System/ AFES Underground	per permit	\$524	\$544
PR12.5	Pre-Action Fire Protection System	per permit	\$524	\$544
PR12.6	Hood and Duct Fire Protection system	per permit	\$524	\$544
PR12.7	Clean Agent Fire Protection System	per permit	\$592	\$615
PR12.8	Nitrous Oxide/Medical Gas System	per permit	\$592	\$615
PR12.9	Smoke Management System	per permit	\$592	\$615
PR12.10	Fire Hydrant Plan Review	per permit	\$459	\$476
PR12.11	Water Flow Field Test for Sprinkler Systems	per test	\$459	\$476

Ordinance 22-01/Exhibit A

First Reading: January 19, 2022

Second Reading/Adopted: February 16, 2022

MORAGA-ORINDA FIRE DISTRICT FEE SCHEDULE

EXHIBIT A

Effective March 19, 2022

Fee No.	Fee Description	Unit	2021	2022
PR12.12	Inspection	Per inspection	\$524	\$544
PR13	Tanks / Piping			
PR13.1	Install/Remove Underground	per permit		
PR13.1.1	Plan Review		\$524	\$544
PR13.1.2	Inspection	Per inspection	\$524	\$544
PR13.2	Install/ Remove Aboveground Tank with Lines	per permit		
PR13.2.1	Plan Review		\$524	\$544
PR13.2.2	Inspection	Per inspection	\$524	\$544
PR13.3	Temporary Construction Tank (Install and Use per Location/ Site)	per permit		
PR13.3.1	Plan Review		\$524	\$544
PR13.3.2	Inspection	Per inspection	\$524	\$544
PR14	Special Hazard - Hazardous Material			
PR14.1	Hazardous Materials Approval for Use & Compliance	per project	\$657	\$682
PR14.2	Compressed Gas & Cryogenics (Initial plan review and install)	per project	\$657	\$682
MISCELLANEOUS				
ALT1	Alternative Means and Methods	per project (3)	\$684	\$710
ASP1	Additional Inspections	per inspection	\$264	\$274
ASP1.1	Fire Marshal	Hourly	\$96	\$100
ASP1.2	Senior Inspector	Hourly	\$105	\$109
ASP1.3	Fire Inspector	Hourly	\$83	\$86
PR1	Additional Plan Review/Permit Renewal/Resubmittal Fee	per submittal	\$264	\$274
SB1	After hours Inspections (2 Hour Minimum)	per project	\$395	\$410
MS1	Photocopies (per Page) Letter or legal Size	per copy	\$0.10	\$0.10
RS1	Research Fee	hourly (4)	\$131	\$136
IR1	Incident Report Request	per request	\$6	\$6
CP1	Instructional Services (CPR)	per student	\$92	\$95
MR1	Medical Records Request	per request	\$15	\$16
FA1	Repeated False Alarm Responses (per response after the 3rd response in 30 consec. days)	per response	\$180	\$187
WA1	Weld Inspections	per instance	\$395	\$410
DP1	Deposit processing fee	per project	\$67	\$69
SA1	Subpoena Fee	per employee per day (5)	\$278	\$289
RC1	Returned Check Charge	per check	\$30	\$31
WA2	Weed Abatement	per parcel	Cost + 50%	Cost + 50%
MF1	One-time Mitigation fee - Wilder Development	per parcel	\$2,000	\$2,000
PT1	Property Sale or Transfer Online Self Check	per parcel	no charge	no charge
PT2	Property Sale or Transfer On Site First Inspection Fee	per parcel	\$150	\$156
PT3	Property Sale or Transfer On Site Re-Inspection Fee	per parcel	\$200	\$208
PT4	Seller or Buyer Phone or Over the Counter Compliance Check Fee	per parcel	\$20	\$21
OP1	Online payment Debit and Credit Card User Fee - 2.45% of gross volume	per transaction	2.45%	2.45%
OP2	Online payment ACH/eCheck User Fee - \$1	per transaction	\$1	\$1

[Notes]

- [1] Does not include standby time. Separate fee would apply.
- [2] Actual Cost of photos not included. Separate fee would apply.
- [3] Minimum fee includes time shown. For service required in excess of standard, hourly rate would apply.
- [4] Fee for retrieval & formatting of records information above and beyond basic retrieval and copy of a public record.
- [5] A deposit of \$275 for each day that a specified employee is required to remain in attendance pursuant to the subpoena. The District shall then be reimbursed for traveling expenses and the full cost to the District of paying the employee. If the actual expenses should later prove to be less than \$275 per day tendered, the excess of the amount shall be refunded. If the actual expenses should later prove to be more than the amount deposited, the District may collect the balance from the party at whose request the subpoena is issued. California Government Code 68097.2.

Ordinance 22-01/Exhibit A

First Reading: January 19, 2022

Second Reading/Adopted: February 16, 2022






22-01 Ordinance Schedule of Fees (2021 MMM rev. 1-2) adopted 02.16.22

Final Audit Report

2022-02-23

Created:	2022-02-22
By:	Moraga-Orinda Fire District (info@mofd.org)
Status:	Signed
Transaction ID:	CBJCHBCAABAAj76Yz2WX42TrUNbMbVUxXZat0oW726P-

"22-01 Ordinance Schedule of Fees (2021 MMM rev. 1-2) adopted 02.16.22" History

-  Document created by Moraga-Orinda Fire District (info@mofd.org)
2022-02-22 - 11:15:28 PM GMT - IP address: 98.33.47.97
-  Document emailed to Michael Donner (mdonnermofd@gmail.com) for signature
2022-02-22 - 11:15:52 PM GMT
-  Email viewed by Michael Donner (mdonnermofd@gmail.com)
2022-02-23 - 0:05:30 AM GMT - IP address: 66.249.84.93
-  Document e-signed by Michael Donner (mdonnermofd@gmail.com)
Signature Date: 2022-02-23 - 0:06:00 AM GMT - Time Source: server- IP address: 73.202.28.36
-  Agreement completed.
2022-02-23 - 0:06:00 AM GMT

